






PRODUCT : series RG11 Standard Shield, Tri Shield, Quad Shield

1: CONSTRUCTION

RG 11 series	Standard shield	Tri shield	Quad shield	Other Type Messenger	Dual
					
Inner Conductor	1.63mm (14AWG) BC or C.C.S				
Insulation	Gas Injected Foam PE 7.1mm				
Shield (1st Foil)	Bonded Aluminum Foil				
Braid (1st Braid)	95% Al.				
Shield (2nd Foil)	--	Unbonded Aluminum Foil			
Braid (2nd Braid)	--	--	40% Al. wire		
Jacket (Sheath)	Polyvinyl Chloride (PVC)				
Outer Jacket	10.06mm	10.16mm	10.80mm		
Messenger(optinal)	1.83mm / 2.11mm Steel or CCS				
Jelly/APD (optinal)	Available per customer's requirement				

REMARKS: BC = Bare Copper, C.C.S = Copper Clad Steel
Construction & materials changeable upon request.

2: ELECTRICAL PROPERTIES (@20°C)

- 2-1 CAPACITANCE : 53+/-2 pF/m
- 2-2 IMPEDENCE : 75±2Ω
- 2-3 Nominal Velocity of Propagation : 85%
- 2-4 ATTENUATION (dB/100m): (fig.1)
- 2-5 RETURN LOSS : (fig.2)
- 2-6 SPARKER: VAC 4000; Dielectric strength VAC 2500

RETURN LOSS (fig.2)

Frequency (MHz)	Return Loss (dB)
VHF (5~470)	≥25
UHF (470~1000)	≥22
UHF (1000~3000)	≥20

ATTENUATION @20°C (fig.1)

Frequency (MHz)	Nom. Atteuation (dB/100m)
50	3.00
100	4.10
211	6.00
470	9.00
550	10.15
750	11.90
860	12.70
1000	13.40

3: CERTIFICATES



4: PACKAGES



5: RELATED CONNECTORS

